

Spotlights

TAYO Micro (Indoor) Fixture Guide

KKDÖ

Indoor | Surface | Output up to 3.25lm/module

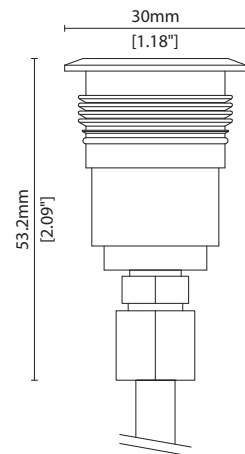


Key applications

- ✓ Bathrooms
- ✓ Cabinet/Furniture
- ✓ Display case
- ✓ Downlighting
- ✓ Interior
- ✓ Orientation lighting
- ✓ Under cabinet

Key features

- ✓ Direct view
- ✓ Diffusion: Spotting
- ✓ In-ground walkover
- ✓ IP44



Cut out:
Ø25mm [0.98\"]



TAYO Micro (Indoor)

Specification sheet



Dimensions	H53.2/Ø30mm (H2.09/Ø1.18in)
PCB Cut-point	-
LED Pitch	-
Chip	Citizen
Cover/Optics	Diffused (112°)
CCT	s-line: 2200K/2700K/3000K/3500K/4000K/5000K Single colours: Red/Green/Blue
LED binning	s-line: 3-step MacAdam ellipse
CRI	≥ 80
Lifetime	50,000 hours @ 25°C (50,000 hours @ 77°F)
Operating temp	T _a = -25 to 60°C (T _c max = 65°C) T _a = -25 to 140°F (T _c max = 149°F)
IP Rating	IP44
Finish	Silver anodised
Mounting	Surface mounting via concealed clips
Power feed	Single sheathed hardwire tail
Control	0-10V/1-10V/DMX/DALI



LED Grading Key

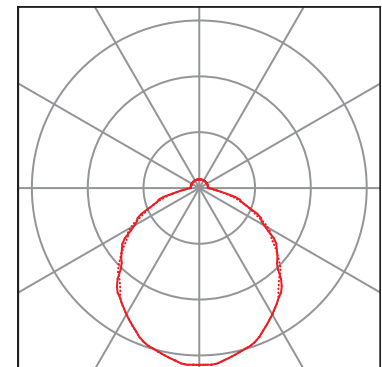
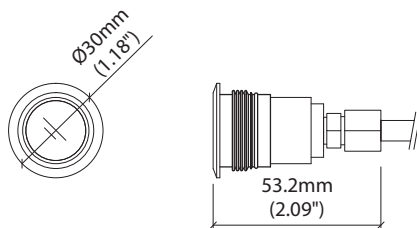
Exclusive Grade

S s-line*
3-step CCT range

*KKDC tuned
CCT range

Power consumption	Supply voltage	Supply current
0.14W	12V DC	0.01A

Diffused		CRI	R9	Rf	Rg
h-line	3.25lm/module 22.6lm/W	80	30	-	-



Diffused Cover
— C0 / C180 cd / 1000 lm C90 / C270

Data derived from independent UKAS/IESNA LM-79-08 accredited testing of production samples.

See KKDC website for product document updates.

www.kkdc.lighting

TAYOMicroIndoorS-03.03EN-20250127



TAYO Micro (Indoor)

Code Table



FIXTURE

Model	Finish	Cover	Grade ¹	LED	Colour (CCT)	IP	Cable Length	Power Feed	Input								
TAYO Micro Indoor	TR	Silver Anodised	SA	Diffused	C	s	106	2200K	22	IP44	44	1000mm/39.37"	1000	Single ø6.3mm sheath tail	S00B	DC 12V	f
								2700K	27								
								3000K	30								
								3500K	35								
								4000K	40								
								5000K	50								
								RED	RED								
								GREEN	GRN								
								BLUE	BLU								

¹ Refer to LED Grading Key on Specification sheet page

Code Example:

TR	-	SA	-	C	-	s	-	106	-	30	-	44	-	1000	-	S00B	-	f
TAYO Micro Indoor		Silver Anodised		Diffused				TAYO Micro		3000K		IP44		1000mm/39.37"		Single ø6.3mm sheath tail		DC 12V

ACCESSORIES

PSU/Driver

0-10V/1-10V/DALI/DMX

* Refer to Driver/PSU Options page for details or provide requirement and KKDC to offer the suitable option

LED ENGINE VARIANTS (LED STRIP TYPE)

Luminaire	LED	Lumen/m (ft)	W	Spec Doc	Dimension
TAYO Micro Outdoor	106	2.19/module	0.14	TAYO Micro (Outdoor)	H63.9/Ø30mm (H2.52/Ø1.18in)
TAYO Micro Indoor	106	3.25/module	0.14	TAYO Micro (Indoor)	H57.7/Ø30mm (H2.27/Ø1.18in)

* Performance data: s-line, diffused lens, 3000K

KKDC CONTROL



IP20
Plastic housing
L170/W59/H29mm
(L6.69/W2.32/H1.14in)

KKDM-06 1-10V

visDIM dimmable sub-controller (4 x 8A max @ 12-36V)



IP20
Plastic housing
L170/W53.4/H28mm
(L6.69/W2.10/H1.10in)

KKSC-05 DMX

visDIM dimmable sub-controller (4 x 5A max @ 12-36V)



IP20
Plastic housing
L170/W59/H29mm
(L6.69/W2.32/H1.14in)

KKDL-02 DALI

visDIM dimmable sub-controller (4 x 8A max @ 12-36V)



IP20
Plastic housing
L166/W53.4/H23mm
(L6.54/W2.10/H0.91in)

KKDL-03 DALI

visDIM dimmable sub-controller (4 x 5A max @ 12-36V)

AVAILABLE PSU OPTIONS

Control Mode	PSU (Order Code)	Input Voltage AC	Output Voltage DC	Rated Output Current	Rated Power	Dim %	IP Rating
Switched	CEN-60-12	90-295V	12V	5.0A	60W	-	IP67
	HLG-80H-12	90-305V	12V	5.0A	60W	-	IP67
	HLG-120H-12	90-305V	12V	10.0A	120W	-	IP67
	HLG-150H-12	90-305V	12V	12.5A	150W	-	IP67
	HLG-240H-12	90-305V	12V	16.0A	192W	-	IP67
0-10V (1-10V)	PWM-40-12	90-305V	12V	3.34A	40W	100-0.15 (100-10)	IP67
	PWM-60-12	90-305V	12V	2.5A	60W	100-0.15 (100-10)	IP67
	PWM-90-12	90-305V	12V	3.67A	90W	100-0.15 (100-10)	IP67
	PWM-120-12	90-305V	12V	10.0A	120W	100-0.15 (100-10)	IP67
DALI	LIN100A1	120-277V	12V	2.08A per channel	100W	100-0.1	IP66/IP40
DMX RGB	LIN100A1	120-277V	12V	2.76A per channel	100W	100-0.1	IP66/IP40
DMX RGBW	LIN100A1	120-277A	12V	2.08A per channel	100W	100-0.1	IP66/IP40

Flicker Free Options - Combination of PSU+ sub-controller

Control Mode	PSU (Order Code)	Sub-controller (Order Code)	Input Voltage AC	Output Voltage DC	Rated Output Current	Rated Power	Dim %	IP Rating PSU/ Sub-controller
0-10V or 1-10V	HLG-80H-12	KKDM-06	90-305V	12V	5.0A	60W	100-0.9	IP67/IP20
	HLG-120H-12	KKDM-06	90-305V	12V	10.0A	120W	100-0.9	IP67/IP20
	HLG-150H-12	KKDM-06	90-305V	12V	12.5A	150W	100-0.9	IP67/IP20
	HLG-240H-12	KKDM-06	90-305V	12V	16.0A	192W	100-0.9	IP67/IP20
DALI	CEN-60-12	KKDL-02/03	90-295V	12V	2.5A	60W	100-0.1	IP67/IP20
	HLG-80H-12	KKDL-02/03	90-305V	12V	2.5A	60W	100-0.1	IP67/IP20
	HLG-120H-12	KKDL-02/03	90-305V	12V	10.0A	120W	100-0.1	IP67/IP20
	HLG-150H-12	KKDL-02/03	90-305V	12V	12.5A	150W	100-0.1	IP67/IP20
	HLG-240H-12	KKDL-02/03	90-305V	12V	16.0A	192W	100-0.1	IP67/IP20
DMX RGB	HLG-80H-12	KKSC-05	90-295V	12V	5.0A	60W	100-0.9	IP67/IP20
	HLG-120H-12	KKSC-05	90-295V	12V	10.0A	120W	100-0.9	IP67/IP20
	HLG-150H-12	KKSC-05	90-305V	12V	12.5A	150W	100-0.9	IP67/IP20
	HLG-240H-12	KKSC-05	90-305V	12V	16.0A	192W	100-0.9	IP67/IP20

¹ The items shown above cover the most frequently used specification but does not exhaust the possible options

² PSU and/or driver can be chosen from the table, or KKDC may recommend the best option upon receipt of the controls requirement and installation environment

³ Electrical shop drawing will include detailed information of PSU and relevant control drivers

⁴ Cut sheets are available on the controls section of www.kkdc.lighting or upon request